

WP4 Monitoring & Evaluation

Republic Institute for Social Protection



Funded by the
European Union



WITH FUNDING FROM
AUSTRIAN
DEVELOPMENT
COOPERATION



REPUBLIC INSTITUTE
FOR SOCIAL PROTECTION



WP4 Overview & Progress to date

What is the current status of this work package and it's activities? Please describe shortly the progress to date

Measuring the impact of the project on community levels

- ▶ First wave of evaluation process is ongoing

Work package 4:

***Measuring the impact of the project on community levels**

*Informing the concept of CCCs and the volunteer-based services from people with cognitive impairment and dementia from the findings of the testing phase for upscaling in other regions

*Highlighting policy recommendations for national policy reform in LTC. A focus will be on the financial sustainability and accessibility of LTC services for users

Serbia



- ▶ South of Serbia: **Pirot**
- ▶ North of Serbia: **Sombor**

Target groups & Key Figures



Target groups already involved in the first wave of evaluation:

- ▶ Clients
 - ▶ Older people involved in home visits (55 beneficiaries)
- ▶ Volunteers (30 volunteers)

Target groups in which the first wave will be finished until September 2022:

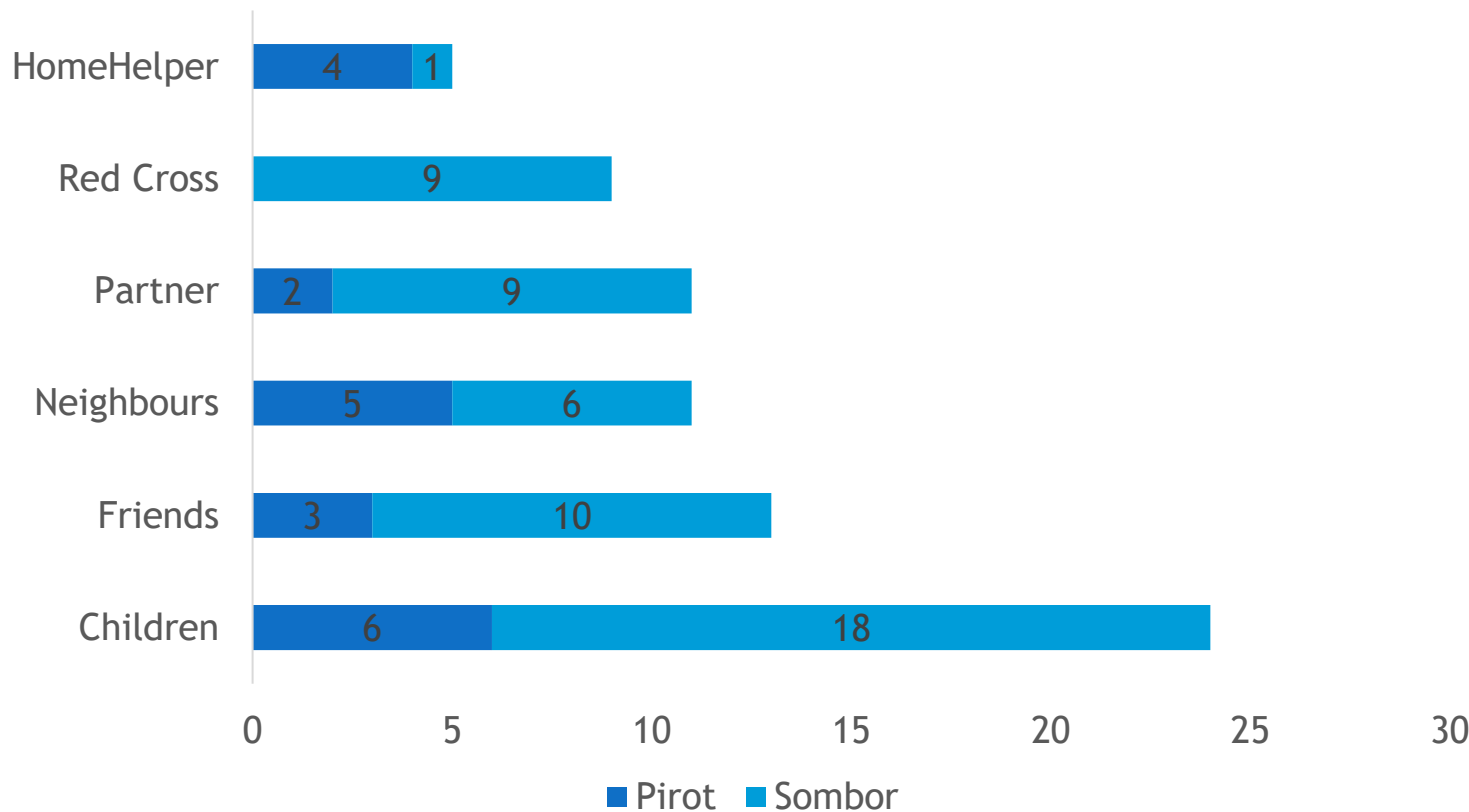
- ▶ Clients
 - ▶ Older people involved in iCCC activities
 - ▶ Older people with dementia
- ▶ Informal caregivers

The Sample: OP involved in home visits



- ▶ **55 beneficiaries: 31 -Sombor, 24 Pirot**
- ▶ **Gender structure:** In both cities more women than men - over 60%
- ▶ **Age structure:** 44% beneficiaries belong to 70-79 age group, 29.7% are 80 +, **OP from Pirot are older**
- ▶ **Educational structure of beneficiaries:** on the Serbia level, near 50% of OP have finished primary school (OP from Sombor are a bit better educated with 50% of Ops who finished secondary vocational school)
- ▶ **Structure of beneficiaries according to the country of origin:** all clients from Pirot are from Serbia; in Sombor 35% are from ex Yu countries

About existing support: Who usually provides support to OP in everyday life?



About existing support: Other services and service providers



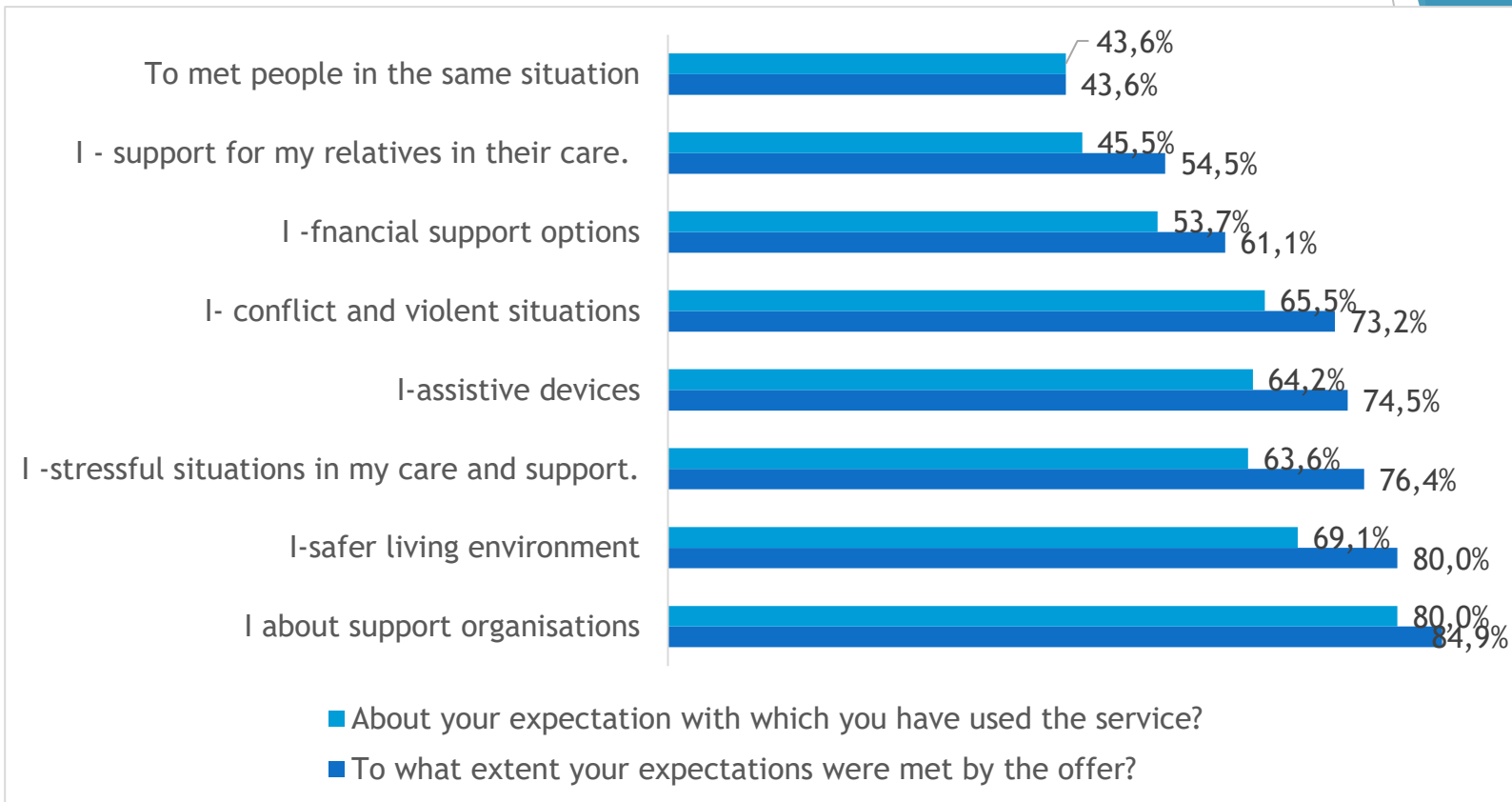
Other support services	Pirot	Sombor
Carer's benefit CSW	4	
Cash social assistance - Centre for social welfare CSW	2	
Home care service	3	
Home care, carer's benefit CSW	1	
Home visit RC Pirot	1	9
Shopping (food, pharmacy), pay bills..		2
Total	11	11

First impressions about used I-CCC service (Home visits)



Out of 55 beneficiaries, 50 reported their satisfaction with the services

What is the impact of the I-CCC project on the older people?



Base line of the QoL of the OP participating in home visits



	GENERAL		PHYSICAL		PSYCHOLOGICAL		SOCIAL		ENVIROMENT	
	Pirot	Sombor	Pirot	Sombor	Pirot	Sombor	Pirot	Sombor	Pirot	Sombor
Average	31,25	40,73	36,31	45,85	39,76	57,26	37,5	46,35	40,76	56,05
Median	37,5	37,5	39,29	39,29	41,67	54,17	41,67	41,67	40,63	51,56
Min	1	1	1	14,29	1	29,17	1	1	9,38	28,13
Max	62,5	100	57,14	96,43	66,67	100	66,67	75	59,38	100



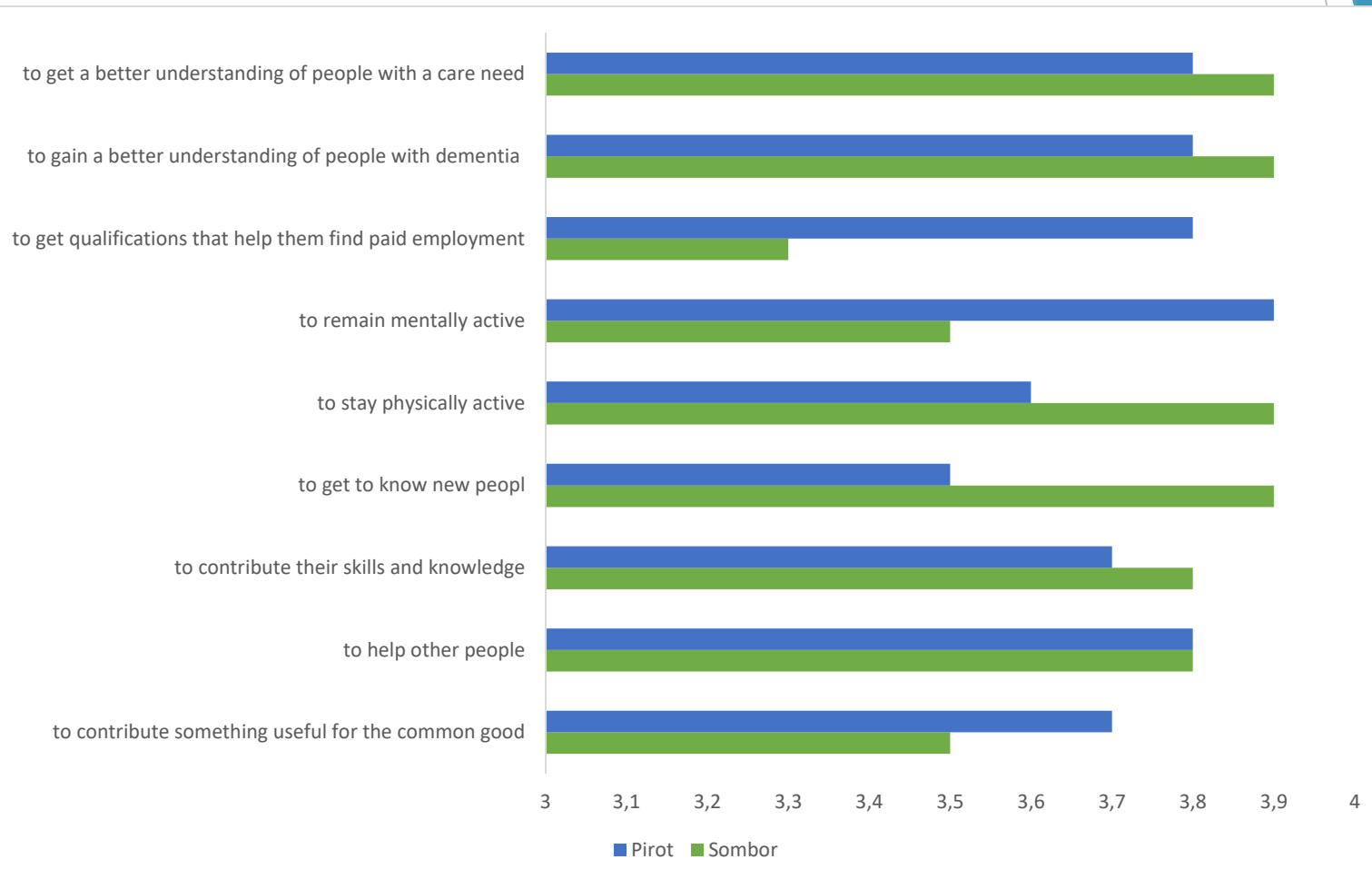
VOLUNTEERS

The Sample: volunteers involved

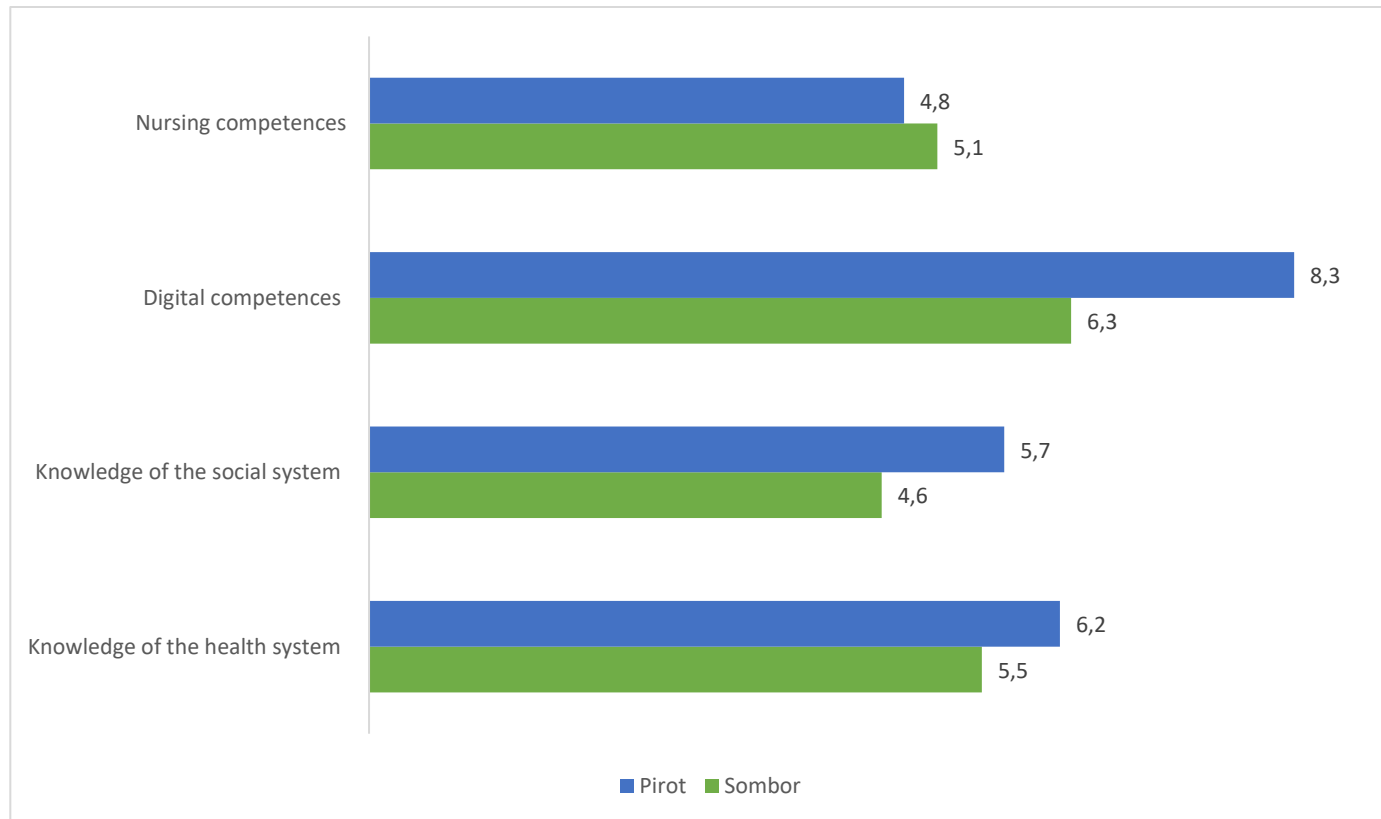


- ▶ **30 volunteers:** 20 in Sombor, 10 in Pirot
- ▶ **Gender structure:** most of them are women - over 75% in both cities
- ▶ **Age structure:** younger than 30 years, over 75% of them.
- ▶ **Educational structure:** half of the volunteers in both cities have finished secondary school - 50%, 33% finished faculty and 17% higher school
- ▶ **Employment status of volunteers** in both cities is rather not so good, since the 43% of both groups are unemployed. But in Sombor 50% are unemployed, while in Pirot 50% are part-time employed
- ▶ **The volunteering experience** is slightly different among groups: in Pirot all of 10 (100%) volunteers have volunteered in Red Cross before ICCC project, while in Sombor there are 7 new volunteers (35%)
- ▶ **The way of becoming aware of the project:** most of them in both cities got the information both from their previous volunteering in Red Cross - 57% or at the same time from the Red Cross organization - 60%

Volunteers by their expectations from ICCC



Existing level of knowledge of volunteers

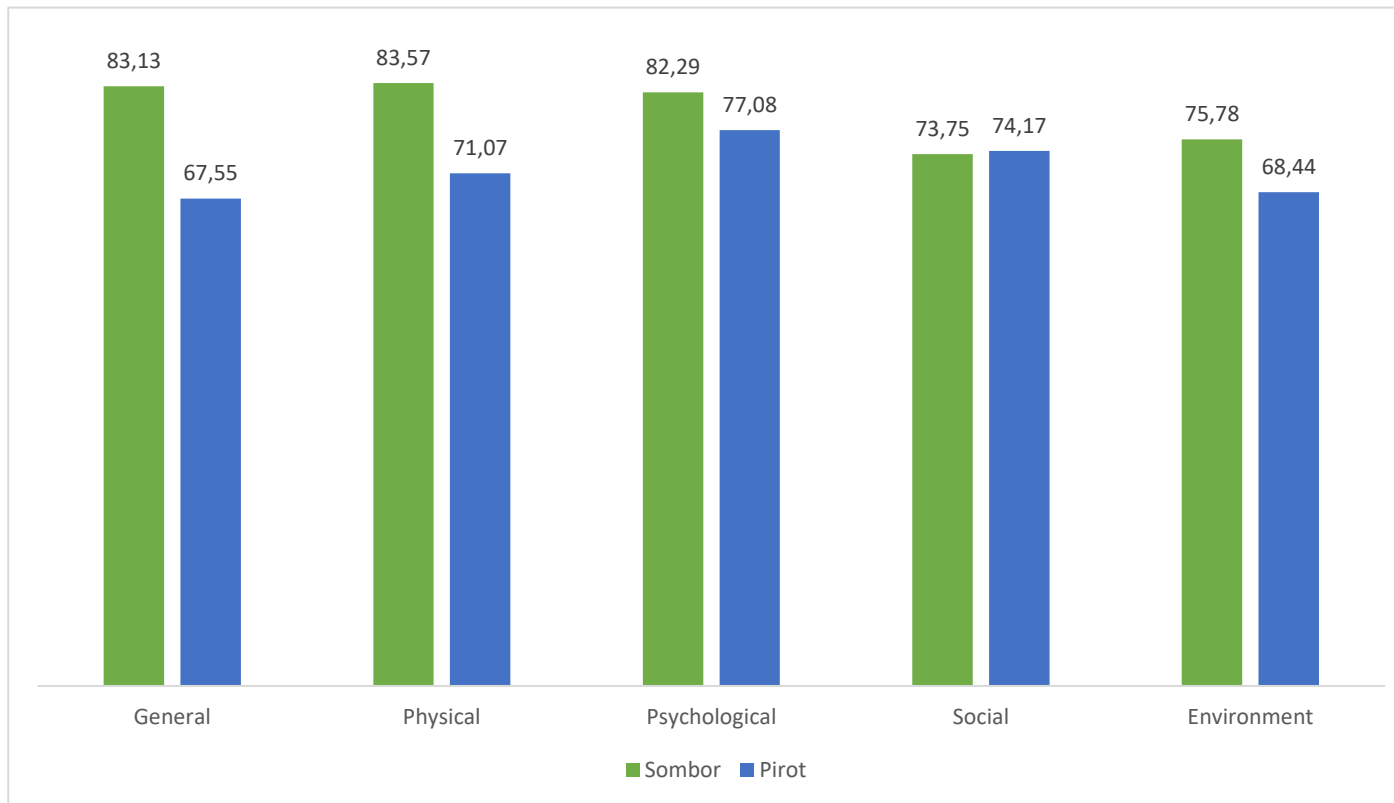


Quality of Life of volunteers



	GENERAL		PHYSICAL		PSYCHOLOGICAL		SOCIAL		ENVIRONMENT	
	Sombor	Pirot	Sombor	Pirot	Sombor	Pirot	Sombor	Pirot	Sombor	Pirot
Average	83,13	67,5	83,57	71,07	82,29	77,08	73,75	74,17	75,78	68,44
Median	81,25	37,5	78,57	42,86	83,33	62,5	75	66,67	75	31,25
Minimum	75	12,5	75	32,14	70,83	45,83	41,67	50	62,5	53,13
Maximum	100	100	100	89,29	100	100	100	91,67	100	93,75

Quality of Life Average scores in Sombor and Pirot



World Café
Session
WP 4

